



Ceepower

Cable Accessories

IEEE Series

CONTENTS

01

Company Profile & Products

About Ceepower
Certifications and Quality Systems
200A Loadbreak & 600A Deadbreak Applications

04

200A Loadbreak Series

200A Loadbreak Elbow
200A Bushing
600/200A Elbow Tap Plug & Loadbreak Reducing Tap Plug
200A Loadbreak Junction
200A Loadbreak Protective Cap
200A Grounding Elbow

08

600A Deadbreak Series

600A T-Body Elbow
600A Deadbreak Junction
600A Insulated Protective Cap
600A Deadbreak Standoff Bushing

10

Surge Arrester Series

M.O.V Elbow Surge Arrester
M.O.V Bushing Surge Arrester

11

Other Cable Accessories

IEEE/ANSI Cold Shrink Termination
IEEE/ANSI Cold Shrink Straight Joint



About Ceepower

Energy Internet System Solutions Provider

Established in 1999, Ceepower Co., Ltd. is a technology-driven enterprise specializing in medium- and high-voltage cable connection systems and power distribution solutions. The company has been listed on the Shenzhen Stock Exchange (Code: 300062) since March 2010, becoming one of the representative listed enterprises in Fuzhou's equipment-manufacturing sector.

· Quality and Technology

Ceepower upholds a quality-first philosophy. In-house EPDM compounding and **ISO 9001-certified** production ensure stable performance and full traceability. All products are tested to **IEC** and **IEEE** standards by accredited laboratories.

· Global Presence

Ceepower supplies utilities and partners in **30+** countries and is an approved vendor to the **State Grid of China** and **Saudi Electricity Company (SEC)**. **KEMA, LAPEM, and RETIE** certifications demonstrate its reliable performance and global compliance.

· Customer Value

Ceepower delivers reliable, easy-to-maintain cable connection systems that enhance grid stability and reduce lifecycle costs, helping customers achieve safe, efficient, and long-term power performance.



3 + Billion
RMB in Assets



1,000 +
Employees



200 +
Patents & Software
Copyrights



30 +
Countries and
Regions Sold



180,000m² Production Base

Certifications and Quality Systems

Ceepower operates an integrated management system to ensure product quality, environmental protection, and workplace safety, fully aligned with international standards.

• ISO Management Systems

ISO 9001 – Quality Management

Certified by QAC; ensures consistent, traceable, and continuously improved production.

ISO 14001 – Environmental Management

Supports green manufacturing and efficient resource use.

ISO 45001 – Occupational Health & Safety

Safeguards employees and ensures safe, reliable operations.



Quality Assurance Centre of China Association for Quality



China National Accreditation Service for Conformity Assessment



International Accreditation Forum

• International Certifications

KEMA Type Test Certification

Issued by CESI Group – IPH Berlin (Germany)

Products type-tested to IEC 60502-4, IEC 61442, and IEC 60099-4 standards at CESI's IPH Berlin laboratory (KEMA Labs).

Tests verified compliance in electrical withstand, partial discharge, and short-circuit performance.



LAPEM Prototype Acceptance (Mexico)


Issued by Comisión Federal de Electricidad – LAPEM Laboratory

Products approved under CFE 55000-99 for medium-voltage separable connector systems, qualifying for use in CFE utility networks.



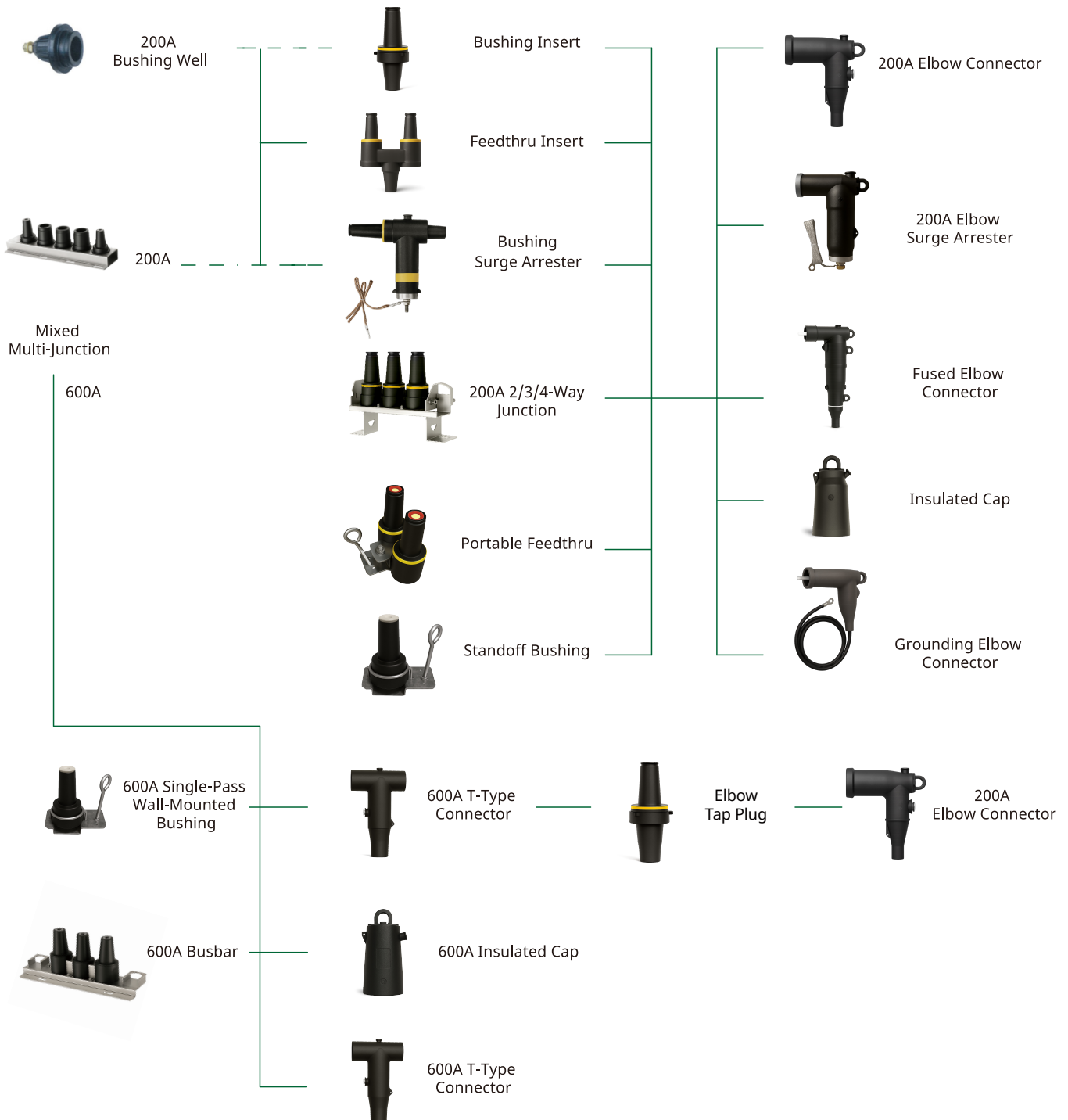
RETIE Certification (Colombia)

Issued under Colombia's national regulation for electrical installations, RETIE ensures that electrical products and systems used in generation, transmission, distribution or final use in Colombia comply with safety, health-and-environmental performance and conformity assessment requirements.



Ceepower Products in Power Distribution

200A Loadbreak & 600A Deadbreak Applications



200A Loadbreak Series

Performance Table

Product Voltage Rating	15 kV	25 kV	35 kV
Maximum Phase-to-Phase Voltage Value	14.4 kV	26.3 kV	36.6 kV
Maximum Phase-to-Ground Voltage Value	8.3 kV	15.2 kV	21.1 kV
1-Minute AC Withstand Voltage Value	34 kV	40 kV	50 kV
15-Minute DC Withstand Voltage Value	53 kV	78 kV	103 kV
Impulse Voltage Value	95 kV	125 kV	150 kV
Minimum Corona Extinction Voltage Value	11 kV < 3pC	19 kV < 3pC	26 kV < 3pC

200A Loadbreak Elbow

Ceepower 15kV / 25kV / 35kV Loadbreak Elbow

Models: CEE ZT-15/200 · CEE ZT-25/200 · CEE ZT-35/200

Standard: IEEE Std 386

Ceepower loadbreak elbows provide a fully-shielded, submersible, and touch-proof connection for 15–35kV distribution systems. Designed and manufactured in accordance with IEEE Std 386, they ensure safe loadbreak operation and reliable performance under energized conditions.

Features and Applications

- Voltage test point for quick live-line check
- Lifting ring for safe and easy handling
- Compatible with IEEE 386 bushing plugs and junctions
- EPDM insulation for durability and reliable performance
- Applied in pad-mounted transformers, switchgear, and underground networks



Ceepower 15kV 200A Loadbreak Fuse Elbow

Model: CEE ZTRA-15/200

Standard: IEEE Std 386

The CEE ZTRA-15/200 combines a fully-shielded 200A loadbreak elbow with a current-limiting fuse, providing compact overcurrent protection for 15kV distribution systems. It is hot-stick operable, fully sealed, and submersible, ensuring safe and reliable operation in underground networks.

Features and Applications

- Integrated loadbreak and fuse protection in one unit
- IEEE 386-compliant interface and performance
- Hot-stick operable for safe field operation
- EPDM insulation for durable, reliable performance
- Used in pad-mounted transformers, switchgear, and underground networks



200A Bushing

Ceepower 15kV / 25kV / 35kV Bushing Inserts

Models: CEE DTT-15/200 · CEE DTT-25/200 · CEE DTT-35/200

Standard: IEEE Std 386

The CEE DTT series bushing inserts are designed for use with standard 200A bushing wells and connect to loadbreak elbows on the opposite side. The all-copper current path provides stable and reliable current-carrying performance, while compliance with IEEE Std 386 ensures interchangeability with other 200A interface products.

Features and Applications

- All-copper conductor for dependable electrical performance
- Internal hex design for easy assembly with a hex wrench
- Yellow indicator ring for correct installation verification
- IEEE 386-compliant interface for full compatibility
- Applied in pad-mounted transformers, switchgear, and underground distribution systems



Ceepower 15kV / 25kV / 35kV Loadbreak Feed Thru Insert

Models: CEE STT-15/200 · CEE STT-25/200 · CEE STT-35/200

Standard: IEEE Std 386

The CEE STT series junctions feature one 200A bushing well interface and two 200A loadbreak interfaces, enabling circuit branching for power connection or surge arrester installation. They incorporate a torque-limiting sleeve and 360° rotatable design for flexible installation spacing. Complying with IEEE Std 386, the junctions ensure reliable connection with other standard 200A products.

Features and Applications

- Dual 200A interfaces for circuit branching or arrester connection
- Torque-limiting sleeve for safe and accurate installation
- 360° rotation allows flexible mounting orientation
- Yellow indicator ring ensures proper assembly verification
- Supplied with a stainless steel carrier for secure post-installation fixation



Ceepower 15kV Loadbreak Portable Feed Thru

Model: CEE STG-15/200

Standard: IEEE Std 386

The CEE STG-15/200 junction provides two 200A loadbreak interfaces for inline power connection in medium-voltage distribution systems. Its interface and current-carrying design comply with IEEE Std 386, ensuring compatibility with other 200A products meeting the same standard.

Features and Applications

- Dual 200A interfaces for straight-through connection
- Yellow indicator ring for correct installation verification
- IEEE 386-compliant interface for reliable interchangeability
- Supplied with a rust-proof fixing bracket for secure mounting after installation



Ceepower 15kV / 25kV Loadbreak Insulated Standoff Bushing

Models: CEE DBG-15/200 · CEE DBG-25/200

Standard: IEEE Std 386

The CEE DBG series loadbreak junctions provide a fully-shielded, submersible separable interface for 15kV and 25kV systems. Molded from high-quality peroxide-cured EPDM insulation, they enable cable isolation and connection of IEEE 386-compliant loadbreak elbows for both temporary and permanent installations.

Features and Applications

- IEEE 386-compliant 200A loadbreak interface
- Supports energized cable isolation and loadbreak elbow connection
- Fully shielded and submersible for reliable field operation
- Supplied with rust-proof eyebolt and base bracket for secure mounting



600/200A Elbow Tap Plug & Loadbreak Reducing Tap Plug

Ceepower 15kV Elbow Tap Plug & 15kV Loadbreak Reducing Tap Plug

Model: CEE ZHT-15/600/200

Standard: IEEE Std 386

The CEE ZHT-15/600/200 adapters convert a 600A deadbreak interface to a 200A loadbreak interface for 15kV systems, providing a safe and convenient solution for testing, grounding, and arrester connection.

Elbow Tap Plug (ETP)

- Adds a 200 A tap to an existing 600A T-body connector
- Supports live-line testing, visible grounding, or installation of a 200A elbow arrester
- Compact structure for easy operation and field retrofit
- Fully shielded and submersible for reliable field use

Loadbreak Reducing Tap Plug (LRTP)

- Provides visible break and grounding when disconnecting a 600A termination
- Simplifies installation and removal when combined with a T-body assembly
- Enables phasing, testing, and 200A tap connection with standard loadbreak elbows
- Shielded construction ensures safe operation under load



200A Loadbreak Junction

Ceepower 15kV 200A Loadbreak Junction

Model: CEE MP□-15/200

Standard: IEEE Std 386

The CEE MP□-15/200 junction provides 2, 3, or 4 interlinked 200A loadbreak interfaces connected by copper bus bars, meeting IEEE 386 requirements for reliable circuit sectionalizing and tapping in 15 kV systems.

Features and Applications

- Available in 2-, 3-, or 4-way configurations
- Fully shielded, submersible structure for underground use
- Enables looping, tapping, and splicing in distribution circuits
- Suitable for pad-mounted transformers, switchgear, and vault installations



200A Loadbreak Protective Cap

Ceepower 15kV / 25kV / 35kV 200A Loadbreak Protective Cap

Models: CEE JYM-15/200 · CEE JYM-25/200 · CEE JYM-35/200

Standard: IEEE Std 386

The CEE JYM series protective caps are designed for 15kV / 25kV / 35kV, 200A loadbreak interfaces, such as bushing inserts, junctions, and feedthrough inserts. When properly grounded with the attached drain wire, they provide fully shielded, submersible insulation and sealing for energized bushings in both temporary and permanent applications.

Features and Applications

- Provides electrical insulation and environmental sealing for loadbreak bushings
- Ensures safe operation when bushings are energized and not in use
- Fully shielded and submersible when grounded with drain wire
- Compatible with all IEEE 386-compliant 200A loadbreak interfaces
- Suitable for pad-mounted transformers, switchgear, and cable junctions



200A Grounding Elbow

Ceepower 15kV 200A Grounding Elbow

Model: CEE JDT-15/200

Standard: IEEE Std 386

The CEE JDT-15/200 grounding elbow is used to provide a visible, secure grounding point on 15kV, 200A loadbreak interfaces. It can be installed on bushing inserts, feedthrough inserts, and junctions in pad-mounted transformers and underground distribution equipment.

Features and Applications

- Enables visible grounding of cable circuits and equipment
- Compatible with IEEE 386 200A loadbreak interfaces
- Can be used alone or with feedthrough inserts for grounding and system checks
- Suitable for pad-mounted transformers, switchgear, and cable junction cabinets
- Fully shielded design for safe field operation



600A Deadbreak Series

Performance Table

Product Voltage Rating	15 kV	25 kV	35 kV
Maximum Phase-to-Phase Voltage Value	14.4 kV	26.3 kV	36.6 kV
Maximum Phase-to-Ground Voltage Value	8.3 kV	15.2 kV	21.1 kV
1-Minute AC Withstand Voltage Value	34 kV	40 kV	50 kV
15-Minute DC Withstand Voltage Value	53 kV	78 kV	103 kV
Impulse Voltage Value	95 kV	125 kV	150 kV
Minimum Corona Extinction Voltage Value	11 kV < 3pC	19 kV < 3pC	26 kV < 3pC

600A T-Body Elbow

Ceepower 15kV / 25kV 600A T-Body Elbow

Models: CEE TT-15/600 · CEE TT-25/600

Standard: IEEE Std 386

The CEE TT series T-Body Elbow Connectors are designed for underground cable terminations and branch connections in 15kV / 25kV systems. They ensure safe and reliable operation in transformers, switchgear, and ring main units, fully complying with IEEE 386 interface requirements.

Features and Applications

- Fully shielded and submersible for underground installation
- Optional voltage test point for live-line measurement or fault indication
- Compatible with all IEEE 386 600A connectors
- Molded EPDM insulation for long-term durability
- Applied in pad-mounted transformers, switchgear, and RMUs



600A Deadbreak Junction

Ceepower 15kV / 25kV Deadbreak Junction

Models: CEE MP□-15/600 · CEE MP□-25/600

Standard: IEEE Std 386

The CEE MPx series deadbreak junctions provide 2-, 3-, or 4-way 600A interfaces molded in an EPDM body for interconnecting equipment and cables in primary distribution systems.

Features and Applications

- Available in 2-, 3-, or 4-way configurations
- Fully shielded, submersible construction for underground service
- Enables flexible system configuration for looping and sectionalizing
- Compatible with all IEEE 386 Type C deadbreak interfaces
- Suitable for primary feeders, network circuits, and pad-mounted equipment



Ceepower 15kV Multi-Point Junction

Model: CEE MPJ-15

Standard: IEEE Std 386

The Ceepower 15kV Multi-Point Junction provides a compact and convenient solution for connecting, looping, or tapping 600A and 200A interfaces at a common point. It is suitable for subsurface, pad-mounted, indoor, and vault installations requiring flexibility and easy operation.

Features and Applications

- Supports connection of 200A elbows and 600A T-bodies, elbows, and accessories
- Enables looping, tapping, and sectionalizing in confined spaces
- Compact EPDM-insulated construction for durability and reliability
- Suitable for underground, pad-mount, and vault applications



600A Insulated Protective Cap

Ceepower 15kV / 25kV / 35kV 600A Insulated Protective Cap

Models: CEE JYM-15/600 · CEE JYM-25/600 · CEE JYM-35/600

Standard: IEEE Std 386

The CEE JYM series insulated caps provide fully shielded and submersible protection for 15kV, 25kV, and 35kV class 600A deadbreak interfaces. They comply with IEEE 386 and are interchangeable with other 600A products meeting the same standard.

Features and Applications

- Provides electrical insulation and sealing for unused deadbreak interfaces
- Fully shielded and submersible for energized installations
- Compatible with all IEEE 386 600A connectors
- Suitable for pad-mounted transformers, switchgear, and network equipment



600A Deadbreak Standoff Bushing

Ceepower 15kV / 25kV 600A Deadbreak Standoff Bushing

Models: CEE DBG-15/600 · CEE DBG-25/600

Standard: IEEE Std 386

The CEE DBG series standoff bushings are designed for installation on parking stands of transformers or switchgear to provide 600A deadbreak connections. They offer fully shielded and submersible interfaces for both temporary and permanent grounding or testing operations.

Features and Applications

- Provides 600A fully shielded deadbreak interface
- Mounts securely on parking stands or apparatus brackets
- Eyebolt design allows hot-stick operation for safe handling
- Suitable for temporary grounding, testing, or isolation
- Applied in pad-mounted transformers, switchgear, and network systems



Surge Arrester Series

Performance Table

Duty Cycle Voltage Rating(kV)	MCOV(kV)	Maximum Discharge Voltage(kV Crest) (8/20 μ s Current Wave)	Standard Nominal Discharge Current, kA
10	7.2	27	5
12	10.2	32.4	5
15	12.7	40.5	5
17	13.6	45	5
21	17	53.9	5 or 10
24	19.5	61.6	5 or 10
27	22	69.3	5 or 10
30	24.4	76.5	5 or 10

M.O.V Elbow Surge Arrester

Models: CEE BLQ-15 · CEE BLQ-25 · CEE BLQ-35

Standard: IEEE Std 386

The CEE BLQ Elbow Surge Arrester integrates a metal oxide varistor (MOV) module into a shielded EPDM elbow for 15 / 25 / 35kV systems. It provides reliable overvoltage protection and is fully interchangeable with other IEEE 386-compliant products.

Features and Applications

- High-quality EPDM for insulation and durability
- Deadfront, submersible design for safe underground use
- Reduces transient overvoltage and extends cable life
- Suitable for pad-mounted transformers, switchgear, and vaults



M.O.V. Bushing Surge Arrester

Model: CEE DTTBQ

Standard: IEEE Std 386

The CEE DTTBQ Bushing Surge Arrester integrates metal oxide varistor (MOV) modules into a bushing-type structure, providing reliable overvoltage protection for 15–35kV systems. Its high-quality EPDM housing with semi-conductive shielding ensures durability, full shielding, and interchangeability with other IEEE 386-compliant components.

Features and Applications

- Provides shielded, deadfront surge protection for pad-mounted transformers, switchgear, and underground vaults
- Suitable for loadbreak bushings, loadbreak elbows, and other cable accessories
- Reduces lightning and switching surges, protecting equipment and extending service life
- Ideal for loop ends, radial terminations, and branch connections



Other Cable Accessories

IEEE/ANSI Cold Shrink Termination, up to 35kV

Item		15 kV	25 kV	35 kV
Product Voltage Class		15 kV	25 kV	35 kV
Impulse Voltage Value		110 kV	150 kV	200 kV
Minimum Partial Discharge Extinction Reference Voltage / Maximum Discharge Quantity		13 kV / 5pC	22 kV / 5pC	30 kV / 5pC
AC Withstand Voltage	1-minute Dry Type	50 kV	65 kV	90 kV
	10-second Wet Type	45 kV	60 kV	80 kV
	5-hour Dry Type	31 kV	50 kV	71 kV
	15-minute DC Withstand Voltage Dry Type	75 kV	105 kV	140 kV


Models: CEE NLS-15 · CEE NLS-25 · CEE NLS-35 · CEE WLS-15 · CEE WLS-25 · CEE WLS-35

Standard: IEEE Std 48

The CEE NLS/WLS cold shrink termination series provide high-performance medium-voltage solutions for both indoor and outdoor cable ends. Each termination is made with UV and weather resistant silicone housing and a built-in stress control compound that effectively reduces electrical stress and ensures stable operation up to 35kV under various

Features and Applications

- Pre-mounted on removable plastic cores for quick, tool-free installation
- No heating required, safe and convenient for both confined indoor spaces and open air outdoor areas
- Excellent sealing and insulation performance with long service life matching the cable
- Reliable for indoor and outdoor switchgear, transformers, distribution cabinets, and cable terminations



IEEE/ANSI Cold Shrink Straight Joint, up to 35kV

Models: CEE JLS-15 · CEE JLS-25 · CEE JLS-35

Standard: IEEE Std 404

The CEE JLS series cold shrink straight joints are designed for medium-voltage cable connections up to 35kV. Constructed from weather resistant silicone rubber, each joint integrates a stress-control housing preassembled on a removable plastic core for reliable insulation and durability.

Features and Applications

- Cold-shrink installation, no tools or heat required
- Provides secure sealing and stress control at the joint area
- Tested and compliant with IEEE 404 for performance and reliability
- Suitable for underground medium-voltage cable jointing





Company Address:

20 Jinzhou North Road, Cangshan District,
Fuzhou, Fujian Province, China

Official Website: www.ceepowerglobal.com

Email: global@ceepower.com

Whatsapp: +1 (626) 298-9924



Official Website